


# KCM-8111

2M Indoor PTZ with D/N,  
Advanced WDR, SLLS, 18x Zoom lens



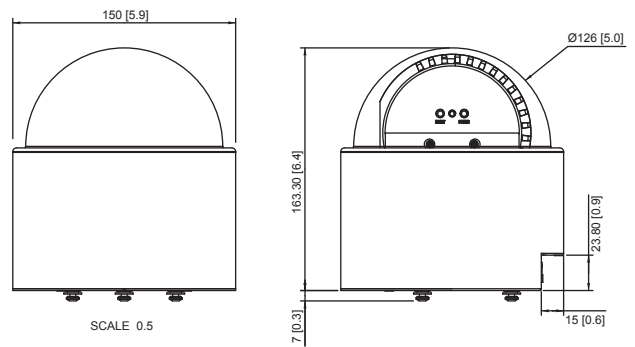
- 2 Megapixel with 1080p
- Day & Night with Superior Low Light Sensitivity
- 18x Zoom Lens with f4.7-84.6mm/F1.6-2.8, DC iris, Auto Focus
- Advanced WDR (80 dB)
- 15 fps at 1920 x 1080
- Pan & Tilt
- Vandal Resistant (IK09)

## PHOTO INDICATION



- |                          |                       |
|--------------------------|-----------------------|
| 1 Digital Input & Output | 5 MicroSDHC Card Slot |
| 2 Audio-In & Audio-Out   | 6 Power Button        |
| 3 DC 12V Power Input     | 7 Power LED           |
| 4 Ethernet Port          | 8 Reset Button        |

## DIMENSION DIAGRAM



Unit: mm [inch]

## ACCESSORY OPTIONS

### Dome Cover

PDCX-1105



Indoor PTZ Smoked Dome Cover  
Vandal Resistant (IK09)

### High PoE Injector

PPOE-0101



High PoE Injector with universal  
connector

### Popular Mounting Solutions

Surface

Bundled surface mount




Wall

PMAX-0311



Pendant

PMAX-0110  
PMAX-0103



Flush

PMAX-1010



\* For more mounting solutions, please refer to Project Planner on [www.acti.com](http://www.acti.com)

## KCM-8111

## PRODUCT SPECIFICATION

## KCM-8111

## • Device

Device Type	Indoor PTZ Camera
Image Sensor	Progressive Scan CMOS
Day / Night	Yes
Superior Low Light Sensitivity	Yes
Minimum Illumination	Color: 0.1 lux at F1.6 (30 IRE, 2400°K); B/W: 0.05 lux at F1.6 (30 IRE, 2400°K)
Color to B/W switch	ISP based switch, configurable
Mechanical IR Cut Filter	Yes
IR Sensitivity Range	700 - 1100 mm
IR LED	No
Electronic Shutter	1/13 ~ 1/2,000 sec (50Hz); 1/15 ~ 1/2,000 sec (60Hz) (manual mode); 1/13 ~ 1/10,000 sec (50Hz); 1/15 ~ 1/10,000 sec (60Hz) (auto model)

## • Lens

Focal Length	Zoom, f4.7 - 84.6 mm / F1.6 - 2.8
Zoom Ratio	18x optical; 16x digital
Zoom Speed	2 sec (1x ~18x)
Iris	DC Iris
Focus	Auto Focus
Horizontal Viewing Angle	48.9° ~ 3.6°

## • PTZ

Manual Panning Speed	0.5° ~ 90°/s
Manual Tilting Speed	0.5° ~ 90°/s
Preset Panning Speed	0.5° ~ 450°/s
Preset Tilting Speed	0.5° ~ 450°/s
Panning Range	0° ~ 350° (0° ~ 360° pan via Auto-flip)
Tilting Range	0° ~ 180°
Control	Remote manual control; 64 preset points; 10 preset tours
Preset Panning Accuracy	0.265°
Preset Tilting Accuracy	0.265°
Absolute Position	Yes
Protocol	ACTi URL command, Sony Visca, Pelco D

## • Video

Compression	H.264, MPEG-4 SP, MJPEG
Maximum Frame Rate vs. Resolution (H.264, MJPEG)	15 fps at 1920 x 1080; 30 fps at 1280 x 720; 30 fps at 640 x 480
Maximum Frame Rate vs. Resolution (MPEG-4 SP)	11 fps at 1920 x 1080; 25 fps at 1280 x 720; 30 fps at 640 x 480
Multi-Streaming	Simultaneous dual streams based on two configurations
Bit Rate	28 Kbps - 6 Mbps (per stream)
Bit Rate Mode	Constant, Variable
Image Enhancement	Advanced WDR (80 dB); White balance: automatic, hold and manual; Brightness; Contrast; Sharpness; Automatic gain control; 2D+3D Digital Noise Reduction; Flickerless; Defogging
Text Overlay	User defined text on video
Image Orientation	Image flip and mirror

## • Audio

Audio	2-way
Compression	8 kHz, Mono, PCM, 16 bit encoding; G.711
Audio-In	3.5mm Phone Jack
Audio-Out	3.5mm Phone Jack

## • Network

Protocol & Service	TCP, UDP, HTTP, HTTPS, DHCP, PPPoE, RTP, RTSP, IPv6, DNS, DDNS, NTP, ICMP, ARP, IGMP, SMTP, FTP, UPnP, SNMP, Bonjour
Ethernet Port	1, Ethernet (10/100Base-T), RJ-45 connector
Security	IP address filtering; HTTPS encryption; Password protected user levels; IEEE 802.1X network access control

## • Alarm

Alarm Trigger	Video motion detection (3 regions); External device through digital input
Alarm Response	Notify control center; Go to PTZ preset point or preset tour; Change camera settings; Command other devices; E-mail notification with snapshots; Save video or snapshot to local storage; Upload video, snapshot to FTP server; Activate external device through digital output

## • Interface

Digital Input	2, terminal block
Digital Output	2, terminal block
Local Storage	MicroSDHC memory card slot (card not included)

## • General

Power Source / Consumption	High PoE (IEEE802.3at) / 19.2 W DC 12V / 15W
Weight	1500g
Dimensions (Φ x H)	126 mm x 163 mm (5" x 6.4")
Bundled Accessories	Power Adapter
Environmental Casing	Transparent dome cover
Mount Type	Surface, Flush, Pendant, Wall, Corner, Pole
Starting Temperature	-10°C ~ 50°C (14°F ~ 122°F)
Operating Temperature	-10°C ~ 50°C (14°F ~ 122°F)
Operating Humidity	10% ~ 85% RH
Approvals	CE (EN 55022 Class B, EN 55024), FCC (Part15 Subpart B Class B) Adapter: CE, FCC, UL, PSE, Efficiency level V

## • Integration

Unified Solution	Fully compatible with ACTi software
ISV Integration	Software Development Kit (SDK) available; ONVIF Compliant
Firmware Access Browser	Microsoft Internet Explorer 8.0 or newer

\* All specifications are subject to change without notice.

\* All brand names and registered trademarks are the property of their respective owners.

www.acti.com

