




Case C (260)

Casing for secure wired connection of LineSupply with 7 A·h battery.




Safe and quick connection

Install LineSupply with 7 A·h battery using Case. Run cables and secure the device in the simplest way. Quick and reliable fastening using durable latches and non-falling screws.




This is a casing with slots for LineSupply (45 W) Fibra, LineSupply (75 W) Fibra and 7 A·h battery. There are alternative-sized casings available for different device combinations.



Easy installation and maintenance

- Pre-installed tamper to detect the lid opening and alert of detachment of the casing from the surface
- Mounting holes placed at different angles and pre-installed spirit level to set the casing horizontally
- Perforated zones and fasteners for easy cable routing and management
- Multiple use – even after dismantling and changing device configuration
- All mountings are included – PRO does not need to take an additional mount to the facility
- Lid and device fixing in two positions – errors are excluded

Compatibility	Installation	Technical specifications	Complete set
Compatible devices LineSupply (45 W) Fibra LineSupply (75 W) Fibra 7 A·h battery (not included in the set)	Operating temperature range from -10°C to +40°C Operating humidity up to 75%	Colour white, black Dimensions 260 × 210 × 93 mm Weight 716 g	Case C (260) Installation kit Quick start guide



Find the detailed information on the product at the link:
ajax.systems/products/case/

- ✉ support@ajax.systems
- 📍 @AjaxSystemsSupport_Bot
- 🌐 ajax.systems